

# (EN) BOOTS 3000 BAR: INSTRUCTIONS FOR USE

Thank you for choosing products from TST Sweden. We have developed protecting equipment for waterjetting with high and ultra high pressure in close collaboration with our users. The design is based on safety and comfort.

## BEFORE USE

The user must make a thorough evaluation of the risks likely to occur and base the choice of protective equipment upon that evaluation. Consult the marking on the sole or on the label to make sure the size is suitable and that the protected areas correspond to the risks for the specific type of work and equipment. The garment is only providing protection in the area covered by the aluminium gaiter.

Before each use, check the protection equipment for damages. It can be a risk to use damaged equipment! Check pattern of sole, fastening of rivets/screws for gaiter and remove grit between gaiters and boots before each use to reduce wear.

## COMBINATIONS

The boots and its aluminium gaiters are to be considered as one unit and shall always be used together. The user must make sure that the body-parts most likely to be exposed to danger correspond to the protected areas of the PPE. Example: If the lower part of the body is exposed to danger, it is important to wear Boots 3000 bar as well as protective Trousers. Suggested combinations:

Boots 3000 bar + protective Trousers

Boots 3000 bar + protective Trousers + protective Jacket

Boots 3000 bar + protective Apron

## PROTECTION LEVEL

The different levels of protection have been determined by testing according to the table below. Note! Different values, eg. pressure, flow, nozzle, distance or speed, can give significantly different results!

## LIMITATIONS IN USE

See table below, and marking on boot. Protection for water jetting only.

## PRODUCT LIFETIME

Rubber boots: up to 5 years depending on use.

Aluminium gaiters: up to 10 years depending on use and care.

## SIZES AND FITTING

Size range: EUR 42-48

Fitting: No adjustments

## CLEANING INSTRUCTIONS





Handwash with brush and soap-solution. Allow drying in a well-ventilated area.

## STORE

Store the garments in dry conditions and not in direct sunlight. Store boot and its aluminium gaiter assembled as one unit.

## WASTE DISPOSAL

The rubber boots can be disposed of as combustible waste, the aluminium gaiters can be recycled as metal.

Pressure		Flow		Nozzle				Distance		Linear speed		Thrust		Result
Bar	Psi	Litre/minute	Gallon/minute	Type	Quantity	Diameter mm	Diameter in.	mm	in.	m/s	in./sec	N	lbs	
1 700	25 000	20.0	5.3	 Single	1	1.0	0.039	75	3	0.2	7.9	250	56	No penetration
2 500	36 000	19.0	5.0	 Monro-Jet	1	0.8	0.031	75	3	0.2	7.9	227	51	No penetration
3 000	43 500	19.0	5.0	 Rotor	3	0.5	0.020	75	3	0.2	7.9	243	55	No penetration
3 000	43 500	16.2	4.3	 Single	1	0.8	0.031	75	3	0.2	7.9	207	47	No penetration



SAVING LIVES